



# Year One Phonics Screening Meeting














# What is Phonics?

- ▶ Children are taught to read by breaking down words into separate sounds or 'phonemes'. They are then taught how to blend these sounds together to read the whole word.
- ▶ The children have a phonics lesson every day and they are encouraged to use these strategies to read and write in other lessons.

# RWI Phonics Scheme

<https://www.oxfordowl.co.uk/for-home/reading-owl/find-a-book/read-write-inc-phonics--1/phonics-pure-sounds-video>





## Speed Sounds Set 1

m 	a 	s 	d 	t 
i 	n 	p 	g 	o 
c 	k 	u 	b 	f 
e 	l 	h 	sh 	r 
j 	v 	y 	w 	th 
z 	ch 	qu 	x 	ng 

## Speed Sounds Set 2

ay  may I play?	ee  what can you see?	igh  fly high	ow  blow the snow	oo  poo at the zoo
oo  look at a book	ar  start the car	or  shut the door	air  that's not fair	ir  whirl and twirl
ou  shout it out	oy  tag for a boy			

## Speed Sounds Set 3

ea  cup of tea	oi  spoil the boy			
a-e  make a cake	i-e  nice smile	o-e  phone home	u-e  huge brute	aw  yawn at dawn
are  care and share	ur  nurse with a purse	er  a better letter	ow  brown cow	ai  snail in the rain
oa  goat in a boat	ew  chew the stew	ire  fire, fire!	ear  hear with your ear	ure  sure it's pure

# What is the Phonics Screening Check?

- ▶ The phonics screening check was brought in by the government in 2012.
- ▶ Every Year One child in the country will be taking the phonics screening check in the same week.
- ▶ The screening will take place during week commencing 7<sup>th</sup> June of the Summer term.
- ▶ It is important that your child is in school that week.
- ▶ The aim of the check is to ensure that all the children are able to read fluently by the end of Year One.
- ▶ This 'check' will ensure that we have a clear understanding of what the children need to continue to learn in Year Two.

# What will the children be expected to do?

- ▶ Year one teachers will administer the check with the children on a 1-1 basis.
- ▶ The check is very similar to the tasks children already complete during phonics lessons.
- ▶ Children will be asked to ‘sound out’ a word and blend the sounds together. Eg. d-o-g - dog, sh-e-d.
- ▶ The focus of the check is to see which sounds the children know.

# What will the children be expected to do?

- ▶ The check consists of 40 words. There are two sections, each contained 20 words.
- ▶ In each section there are some 'real' words and some 'nonsense' or 'alien' words.
- ▶ This is because the check is to see which sounds the children rather than words that they can read by sight.
- ▶ The children will be told if the word is real or 'alien'. There is a picture of an alien next to all the made up words.

# Examples of words

in

at

beg

sum


ot



vap



osk



ect



# And the results...?

- ▶ We will inform you of whether your child falls below or within the required standard.
- ▶ If your child does fall below the expected standard, they will continue to attend phonics sessions and re-take the phonics screening check in June 2023.
- ▶ The results will be reported home in July.

<https://www.youtube.com/watch?v=LbKGLJPp6ww>





# How can you help?

- ▶ Year one teachers will be sending phonic sound mats home again with your child's targets next Friday.
- ▶ When reading with your child, encourage them to spot the 'special friends' and then 'sound out' or 'Fred talk' words.
- ▶ 'Special friends'
  - ▶ Digraph - 2 letters making one sound: cow
  - ▶ Trigraph - 3 letters making one sound: fright
  - ▶ Split Digraphs - 2 vowels with a consonant in between: line, home

# How can you help?

- ▶ We want all children to be the best readers they can be, so we need to ensure that the learning is fun and enjoyable.
- ▶ We have tried to put together some fun ways of practising. We have included a few ideas below.

# Games to play at home...

- ▶ You could invest in some blank dice
- ▶ Use the range of sounds from the hand-out and create some dice to build real and 'alien' words



# Games to play at home...

- ▶ Use magnetic letters to build words
- ▶ Arrange them on the fridge to spell out a mixture of real and 'alien' words



# Games to play at home...

- ▶ Play Phase 5 games  
'Picnic on Pluto',  
'Dragons Den' or  
'Buried Treasure' on

[www.phonicsplay.co.uk](http://www.phonicsplay.co.uk)



# Games to play at home...

- ▶ If you have lego or duplo at home, you can make some phonics cubes by adding sticky labels.



# And finally...

- ▶ Phonics is only one part of becoming a good reader.
- ▶ Your child will continue to read long after the phonics screening check has been and gone, please read daily and remind your child to:
  - Sound out new words
  - Check for sense and/or self correct
  - Ask and answer questions to show comprehension
  - Refer to targets that are on the back of your child's reading diary