


Welcome!
Reception Phonics Talk
‘Now my child can read’



**THE HERMITAGE
SCHOOLS**

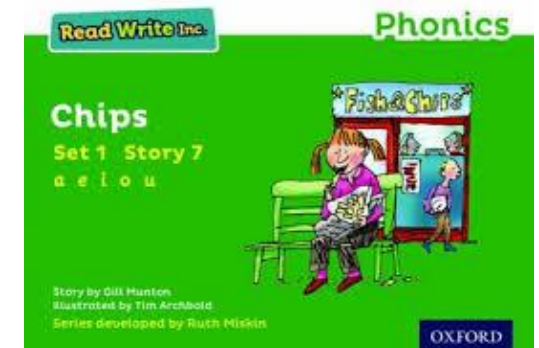

What the children can do now

- The children have been exposed to most of the Set 1 sounds and should be able to recognise the individual sounds (phonemes)
- They have begun to blend those known sounds to read simple words
- They've been blending in early reading books such as the Sound Blending Books
- Begun to read VC/CVC words (e.g. at, in, cat, dog)



What happens next?

- The children will begin to read words with more sounds in such as stop, frog, hand
- They will become increasingly confident with their fluency
- Those who haven't already, will be introduced to the Set 1 diagraphs sh, ch, th, ng, nk, ll and ff
- They will begin reading books with more words and bring home matching book bag books



Blending

- The first step is oral blending. This is when the children will listen to sounds (without seeing the graphemes) and blend the word together.
- The children are training their ears to listen for the sounds and will take part in Fred Games.
- In class we might ask the children to put on their 'c-oa-t' or touch their 'ch-i-n'
- The children will then begin to decode words and blend sounds together. We do this through lots of adult modelling and My Turn, Your Turn.



Fred can only speak in sounds


Early Reading

- The books your children bring home may appear easy – good! It means they can focus on blending and reading fluently, not struggling with tricky words.
- The RWI books sent home are carefully matched to the sounds your child has already learned and can read quickly
- This builds confidence, reduces guesswork and helps them practice real decoding
- Matched books mean your child is never asked to read sounds they don't know yet. This makes reading feel achievable rather than frustrating



How you can help

- Read with your child as often as possible, priorities the books your children bring home but also utilise books in your home too!
- Don't forget to also read *to* your child. It's important to your child's development that they hear books read to them
- Make sure you are using pure sounds and are not adding a 'schwa' to the end of sounds – pronunciation videos can be found on Youtube
- Don't rush the blending, speed will come later. It's important the children are about to confidently spot sounds within words



Don't forget!

- ALL children progress differently – if your child is still learning the Set 1 sounds, this is ok! Keep practising and playing games with children
- Blending takes time and exposure. Encourage your children to sound out words if they are struggling. Support them and model to them
- If your child is finding blending tricky, reassure them and keep practising

Read Write Inc. Phonics Desktop Speed Sounds Chart

Speed Sounds Set 1

m	a	s	d	t
i	n	p	g	o
c	k	u	b	f
e	l	h	r	j
v	y	w	z	x
sh	th	ch	qu	ng

nk