































# Year 1 Phonics Screener

Tuesday 20<sup>th</sup> January 2026



Sounds that  
have been and  
will be taught  
throughout the  
year

















Speed Sounds Set 1

m 	a 	s 	d 	t 
i 	n 	p 	g 	o 
c 	k 	u 	b 	f 
e 	l 	h 	sh 	r 
j 	v 	y 	w 	th 
z 	ch 	qu 	x 	ng 

Speed Sounds Set 2

ay 	ee 	igh 	ow 	oo 
oo 	ar 	or 	air 	ir 

Speed Sounds Set 3

ea  cup of tea	oi  spoil the boy	ou  shout it out	oy  toy for a boy	
a-e  make a cake	i-e  nice smile	o-e  phone home	u-e  huge brute	aw  yawn at dawn
are  care and share	ur  nurse with a purse	er  a better letter	ow  brown cow	ai  snail in the rain
oa  goat in a boat	ew  chew the stew	ire  fire, fire!	ear  hear with your ear	ure  sure it's pure

# Additional Sounds



ue



ie



au



e-e



kn



ck



wh



ph

## RWI phonics

- Within all books children will have red and green words to help them to become fluent readers
- Red words are words that are not easily sounded out and children must learn them from sight
- Green words are linked to the sounds they have been learning and can be easily segmented and blended
- Dots and dashes represent the sounds
- The children are encouraged to 'spot the sound/special friends' before 'Fred talking' the sounds within the words

# RWI Books



- Your child currently brings home two books, one story book and one book bag book.
- The books are **not** supposed to be challenging for the children and they are expected to read over 95% of the book fluently.
- Alongside these books, children will also be bringing home a library book to support their love of reading and an additional shared reading book for you to enjoy and share together



# What is the phonics screener?

- The purpose of the screener is to confirm that all children have learned phonic decoding to an age-appropriate standard
- The phonic screener only tests their ability to read singular words
- The children will have taken part in 3 practice screeners throughout the year to allow them to become familiar with the process.
- It is a check containing 40 words. Section 1 contains around 12 'alien' words and 8 real words. Section 2 contains around 8 'alien' words and 12 real words. The words will contain sounds taught to the children
- The screener will take place throughout a week in June and you will receive the results of the screener with the end of year report

Examples of  
phonic  
screener  
words

shop

yell

peel

check

delay

modern

saucers

charming



# Examples of Phonics screening alien words

## Practice sheet: Pseudo words

ot



vap



osk



ect



## Section 2

brend



throst



stret



spraw





## Key words

- **Special Friends** - diagraphs to spot within words. Children are to spot these before blending a word. Use the phrase 'Spot the special friends'
- **Fred Talk** - Sounding out the word
- **Fred in Head** - Reading the word in their head and blending orally

check

## How we support your child with the phonics screener?

- We have sent home the RWI videos via Seesaw, your child can watch and practice to be able to read, to progress from their phonics groups and sound set.
- At the February Parent's Evening we will send home games to those who will benefit, to play with your child with real and alien words sorting.
- We will increase our phonics session up to 4 times a day including flash cards of sounds and real / alien words.
- Play phonics games on screen (Phonics play, ICT games)
- Continue to hear your child read regularly in class and some are heard daily.

# How can you support your child with phonics?

- Read with your child at least 5 times a week and comment in their reading diary.
- Find some time for your child to watch the RWI videos that have been sent home via Seesaw
- Help your children 'spot the sound' within words when decoding
- Play games around your house. Hide words for your children to find
- Practise 'spotting the sound' within words
- Have fun with phonics!

## Useful websites

- <http://jollylearning.co.uk/> - Games and information for parents
- <http://www.phonicsplay.co.uk/> - many games to play
- <http://www.bbc.co.uk/bitesize/ks1/literacy/phonics/play/> - fun games for the children to play
- <http://www.ictgames.com/literacy.html> - fun games for the children to play
- [http://www.kenttrustweb.org.uk/kentict/kentict\\_home.cfm](http://www.kenttrustweb.org.uk/kentict/kentict_home.cfm) - fun games for the children to play and information for parents
- <http://www.ngfl-cymru.org.uk/> - fun games for the children to play
- <http://www.starfall.com/> - fun games for the children to play
- <http://www.firstschoolyears.com/> - fun games for the children to play
- BBC Bitesize - many games to play covering all areas of the curriculum